

Generate EVC through your Canara Bank Account

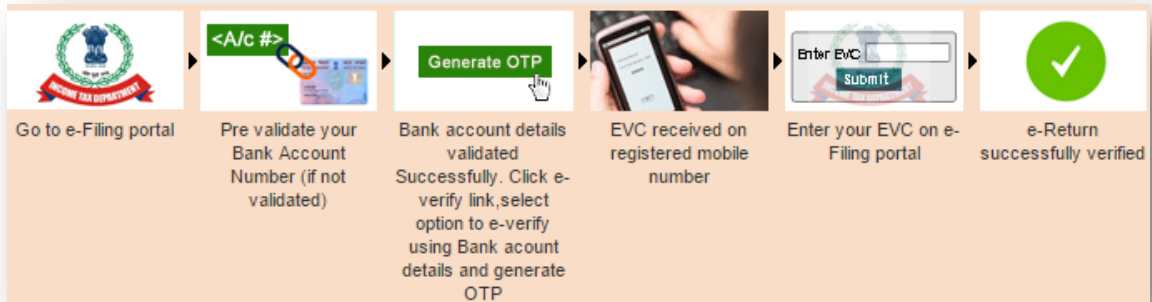
- **Verifying Income Tax return is now simple and easy!**
- **No need to send physical signed copy of ITR-V to CPC**
- **You can generate EVC directly from the Income Tax Department website by pre-validating your Canara Bank Account**

<https://incometaxindiaefiling.gov.in/>

➤ Pre-Requisites

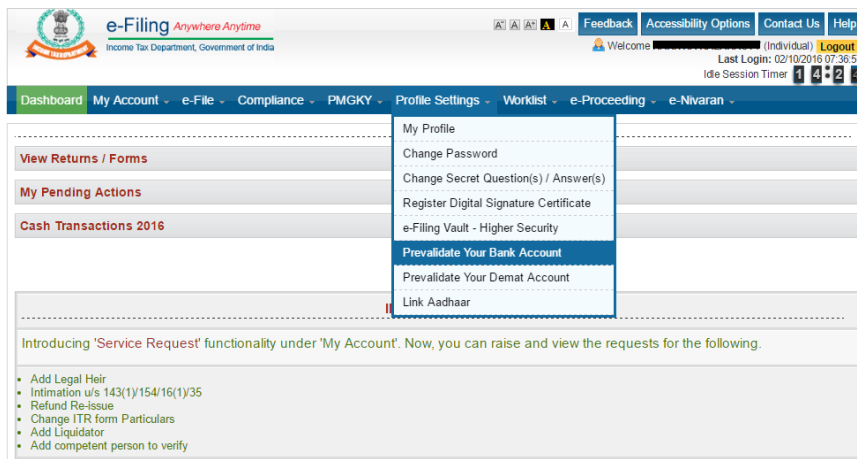
1. Your **PAN** should be linked to your Canara Bank Account
2. **Mobile number** and/or **Email Id** should be linked to Canara Bank Account

➤ Process flow for verifying your return:



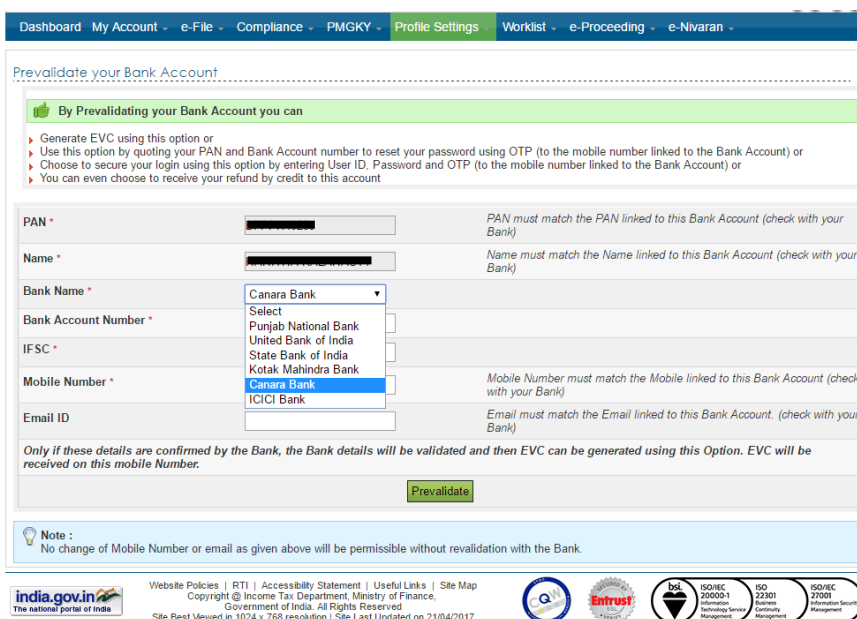
➤ **Steps:**

1. Log in to Income Tax Department website and select Profile Settings → Prevalidate Your Bank Account



2. Select Canara Bank from Bank Name dropdown list and enter the following details:

- a. Bank Account Number
- b. IFSC
- c. Mobile Number
- d. Email Id



The screenshot shows the 'Prevalidate your Bank Account' form. The 'Bank Name' dropdown menu is open, showing 'Canara Bank' selected. The form includes fields for PAN, Name, Bank Account Number, IFSC, Mobile Number, and Email ID. A 'Prevalidate' button is visible at the bottom. A note at the bottom states: 'No change of Mobile Number or email as given above will be permissible without revalidation with the Bank.'

3. Enter the Bank Account details and click on prevalidate

Dashboard My Account e-File Compliance PMGKY Profile Settings Worklist e-Proceeding e-Nivaran

Prevalidate your Bank Account


By Prevalidating your Bank Account you can

- Generate EVC using this option or
- Use this option by quoting your PAN and Bank Account number to reset your password using OTP (to the mobile number linked to the Bank Account) or
- Choose to secure your login using this option by entering User ID, Password and OTP (to the mobile number linked to the Bank Account) or
- You can even choose to receive your refund by credit to this account


PAN *	<input type="text"/>	PAN must match the PAN linked to this Bank Account (check with your Bank)
Name *	<input type="text"/>	Name must match the Name linked to this Bank Account (check with your Bank)
Bank Name *	Canara Bank	
Bank Account Number *	<input type="text"/>	
IFSC *	<input type="text"/>	
Mobile Number *	<input type="text"/>	Mobile Number must match the Mobile linked to this Bank Account (check with your Bank)
Email ID	<input type="text"/>	Email must match the Email linked to this Bank Account. (check with your Bank)

Only if these details are confirmed by the Bank, the Bank details will be validated and then EVC can be generated using this Option. EVC will be received on this mobile Number.

Note :
No change of Mobile Number or email as given above will be permissible without revalidation with the Bank.


[Website Policies](#) | [RTI](#) | [Accessibility Statement](#) | [Useful Links](#) | [Site Map](#)
 Copyright © Income Tax Department, Ministry of Finance, Government of India. All Rights Reserved

4. After submission, you get the following message


e-Filing Anywhere Anytime
 Income Tax Department, Government of India

[Feedback](#) | [Accessibility Options](#) | [Contact Us](#) | [Help](#)
 Welcome [User Name] (Individual) [Logout](#)
 Last Login: 02/10/2016 07:36:57
 Idle Session Timer: 1 2 3 4 5 6

Dashboard My Account e-File Compliance PMGKY Profile Settings Worklist e-Proceeding e-Nivaran

Prevalidate Account Details

✓ Your request for Bank Account-PAN linking is submitted successfully. Status of your request will be sent to your registered e-mail id and mobile number.

5. If details match, your account is prevalidated successfully

Dashboard My Account e-File Compliance PMGKY Profile Settings Worklist e-Proceeding e-Nivaran

Prevalidate Bank Details

✓ Your Contact details are updated successfully.

You have successfully prevalidated Bank Account Details

PAN	<input type="text"/>	
Name as per Bank Details	<input type="text"/>	✓ Verified By Bank
Bank Account Number	XXXXXXXXX2825	✓ Verified By Bank
IFSC	CNRBXXXXXX	✓ Verified By Bank
Mobile Number	99XXXXXX90	✓ Verified By Bank
Email ID	HAXXXXXXXXXXP@GMAIL.COM	✓ Verified By Bank

[Click here to Update Prevalidated bank account number](#)

- After validating your Bank Account, you can generate EVC any time from the ITD website
- Mobile number / Email Id can be changed in future and re-validated using the same option

Other avenues provided by Canara Bank for e-verifying returns

- **EVC through Net Banking**
- **EVC through Canara Bank ATM**

Use these services and make verifying your returns a simple job!